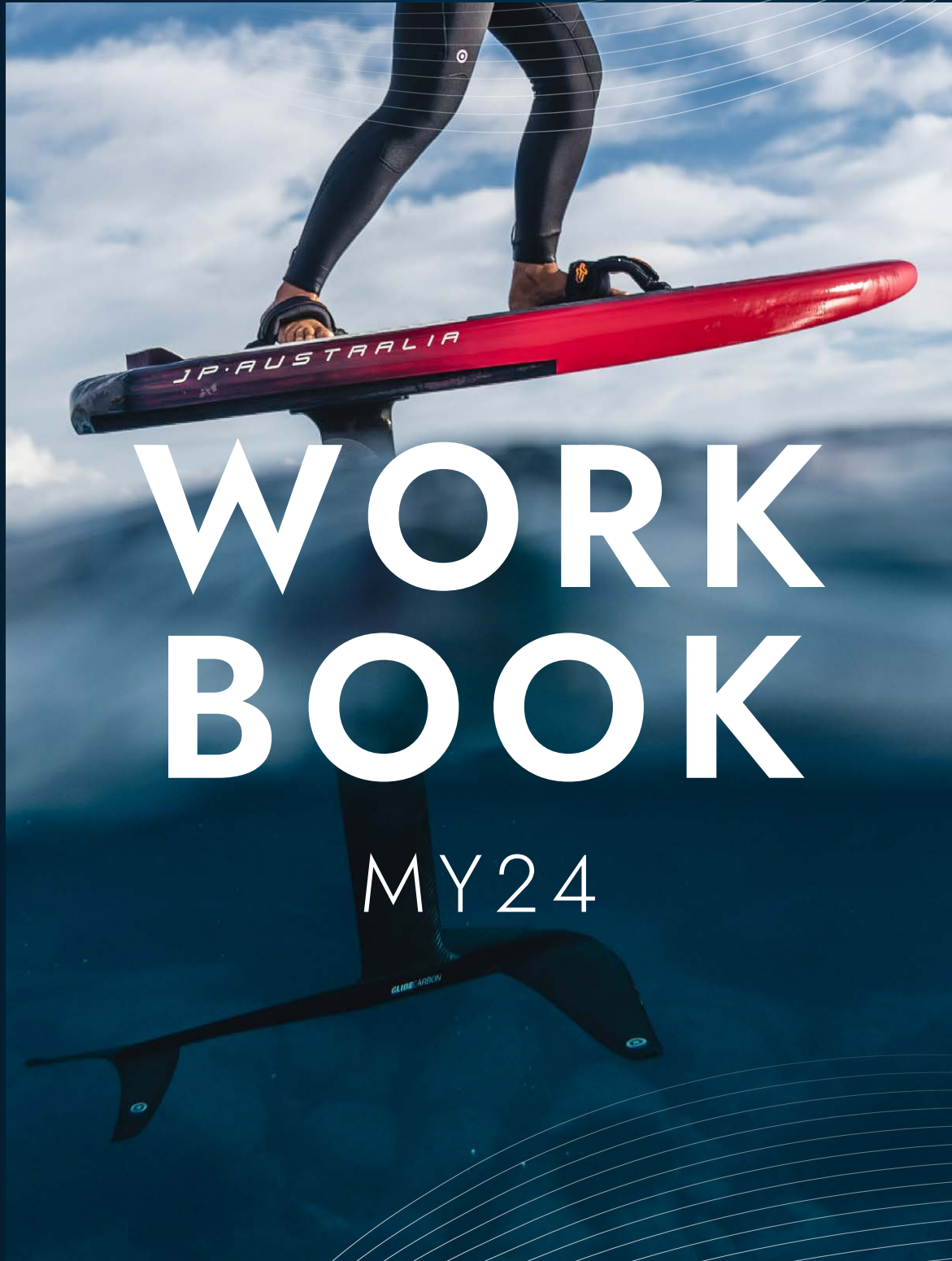


NEILPRYDE

FOIL



VERSION 4 DECEMBER 23

NEILPRYDE.COM



THE RIGHT FOIL FOR YOUR NEEDS

WING	<div><div></div><div></div><div></div><div></div><div></div></div>	<div><div></div><div></div><div></div><div></div><div></div></div>	<div><div></div><div></div><div></div><div></div><div></div></div>	<div><div></div><div></div><div></div><div></div><div></div></div>	<div><div></div><div></div><div></div><div></div><div></div></div>	<div><div></div><div></div><div></div><div></div><div></div></div>
SURF	<div><div></div><div></div><div></div><div></div><div></div></div>	<div><div></div><div></div><div></div><div></div><div></div></div>	<div><div></div><div></div><div></div><div></div><div></div></div>	<div><div></div><div></div><div></div><div></div><div></div></div>	<div><div></div><div></div><div></div><div></div><div></div></div>	<div><div></div><div></div><div></div><div></div><div></div></div>
SUP	<div><div></div><div></div><div></div><div></div><div></div></div>	<div><div></div><div></div><div></div><div></div><div></div></div>	<div><div></div><div></div><div></div><div></div><div></div></div>	<div><div></div><div></div><div></div><div></div><div></div></div>	<div><div></div><div></div><div></div><div></div><div></div></div>	<div><div></div><div></div><div></div><div></div><div></div></div>
WS FOIL BEGINNER	<div><div></div><div></div><div></div><div></div><div></div></div>	<div><div></div><div></div><div></div><div></div><div></div></div>	<div><div></div><div></div><div></div><div></div><div></div></div>	<div><div></div><div></div><div></div><div></div><div></div></div>	<div><div></div><div></div><div></div><div></div><div></div></div>	<div><div></div><div></div><div></div><div></div><div></div></div>
WS FOIL INTERMEDIATE	<div><div></div><div></div><div></div><div></div><div></div></div>	<div><div></div><div></div><div></div><div></div><div></div></div>	<div><div></div><div></div><div></div><div></div><div></div></div>	<div><div></div><div></div><div></div><div></div><div></div></div>	<div><div></div><div></div><div></div><div></div><div></div></div>	<div><div></div><div></div><div></div><div></div><div></div></div>
WS FOIL RACING	<div><div></div><div></div><div></div><div></div><div></div></div>	<div><div></div><div></div><div></div><div></div><div></div></div>	<div><div></div><div></div><div></div><div></div><div></div></div>	<div><div></div><div></div><div></div><div></div><div></div></div>	<div><div></div><div></div><div></div><div></div><div></div></div>	<div><div></div><div></div><div></div><div></div><div></div></div>
WINDSURF FOILSTYLE	<div><div></div><div></div><div></div><div></div><div></div></div>	<div><div></div><div></div><div></div><div></div><div></div></div>	<div><div></div><div></div><div></div><div></div><div></div></div>	<div><div></div><div></div><div></div><div></div><div></div></div>	<div><div></div><div></div><div></div><div></div><div></div></div>	<div><div></div><div></div><div></div><div></div><div></div></div>



GLIDE SWIFT
ALU



GLIDE SWIFT
CARBON



GLIDE
SURF



GLIDE
WIND



FLIGHT
FR



FLIGHT
SLR

GLIDE FOIL MODULAR SYSTEM

GLIDE SWIFT ALU
GLIDE SWIFT CARBON
GLIDE WIND HP
GLIDE SURF HP

FRONT WINGS

ALL GLIDE HP AND SWIFT
FRONT WINGS ARE
INTERCHANGEABLE ON
ALL GLIDE FUSELAGES

INTERCHANGEABLE HEADS

SURFPLATE
DEEP TUTTLE BOX
POWERBOX

HM Carbon Masts come
with fixed Surf Plate.

MASTS

GLIDE MAST ALU WILL FIT
GLIDE FUSELAGE ALU
AND

GLIDE MAST HM CARBON
WILL FIT GLIDE FUSELAGE
4 CARBON

HM Carbon Mast Options: 85 cm

Alu Mast Options:
55cm / 75cm / 85cm

FUSELAGE

GLIDE FUSELAGE ALU
WILL FIT GLIDE MAST ALU

AND GLIDE FUSELAGE 4 CARBON
WILL FIT GLIDE MAST HM CARBON

Fuselage Options:

60 cm Glide Fuselage 4Carbon
70 cm Glide Fuselage 4Carbon
70 cm Glide Fuselage Alu
80 cm Glide Fuselage Alu

* All Glide Fuselages are
made of Aluminum.

BACK WINGS

ALL GLIDE HP AND SWIFT BACK
WINGS ARE INTERCHANGEABLE
ON ALL GLIDE FUSELAGES

THE NEW GLIDE SWIFT CARBON



PART OF
MODULAR
GLIDE SYSTEM

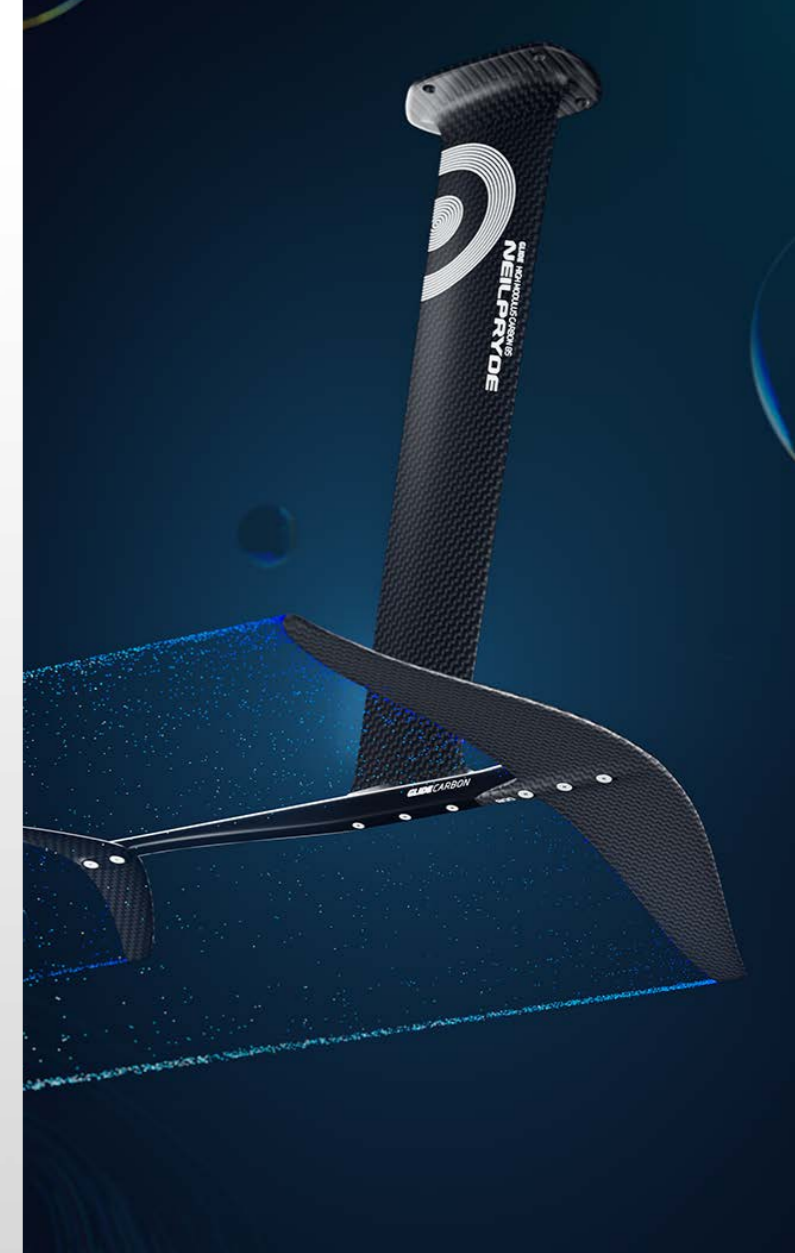



FUSELAGE 60 | 71



MAST
85

FIXED HEAD
SURF PLATE



PERFECT FIT OF THE MAST INTO
THE FUSELAGE CONNECTION.



TITANIUM COATED
SCREWS

“ Since I tried the Swift for the first time I was in love with the foil! It is so intuitive, easy to use and has superior maneuverability. The perfect foil for an unforgettable day on the water ”

– VINNICIUS MARTINS



NEW

GLIDE SWIFT ALU

DEEP TUTTLE BOX | POWERBOX | SURF PLATE

Experience the new fascinating Glide Swift Alu: A harmonious fusion of the proven Glide Swift Carbon and the versatile Glide Surf HP offers an unparalleled riding experience. This innovative creation turns two foils into a high-performing foil that can compete with pure carbon foils while remaining affordable. It allows easy cruising and enables advanced maneuvers as well as basic freestyle tricks. With a focus on extreme stability and early takeoff at minimal speeds, the Glide Swift Alu creates a safe and comfortable environment. It bridges affordable quality with unbridled performance, making it the perfect choice for beginners to expienced riders with ambitious goals.

HIGHLIGHTS

- Best Price - Performance Ratio
- High Modulus Carbon in the Wings
- Fast and Reliable by Design
- Alu Mast for Direct Control
- Short Fuselage for Maximum Agility

*Sizes 8 - 14 are available as a full set. Front and Back Wings are available in all sizes separately.



SIZE	MAST LENGTH (cm)	FUSELAGE LENGTH (CM)	FRONT WING SPAN (cm)	FRONT WING AREA (cm²)	BACK WING SPAN (cm)	BACK WING AREA (cm²)	BASE	CODE	SRP €*
8	85	70	82	800	36,6	210	Inter. Head	140207	tba
10	85	70	91	1000	36,6	210	Inter. Head	140207	tba
12	85	70	96	1200	41,5	270	Inter. Head	140207	tba
14	85	70	103	1450	41,5	270	Inter. Head	140207	tba

NEW

GLIDE SWIFT CARBON

SURF PLATE

Experience the ultimate freedom on the water with the brand-new Glide Swift Carbon - the perfect all-round foil for winging! The innovative rounded delta middle section and unique high aspect wings provide early, and easy lift combined with maximum glide performance and speed. The Glide Swift Carbon is the perfect choice for EVERYONE, from beginners to experts. It is easy to control and offers a very early take-off even without perfect pumping technique.

HIGHLIGHTS

- Ultra-Streamlined Connections
- High Modulus Carbon
- Maximized Efficiency
- Fast and Reliable by Design

*Sizes 8 - 14 are available as a full set. Front and Back Wings are available in all sizes separately.



SIZE	MAST LENGTH (cm)	FUSELAGE LENGTH (CM)	FRONT WING SPAN (cm)	FRONT WING AREA (cm²)	BACK WING SPAN (cm)	BACK WING AREA (cm²)	BASE	CODE	SRP €*
8	85	70	82	800	36,6	210	Fixed Head Surf Plate	120207	2199,00
10	85	70	91	1000	36,6	210	Fixed Head Surf Plate	120207	2249,00
12	85	70	96	1200	41,5	270	Fixed Head Surf Plate	120207	2299,00
14	85	70	103	1450	41,5	270	Fixed Head Surf Plate	120207	2349,00

GLIDE WIND HP

DEEP TUTTLE BOX | POWERBOX | SURF PLATE

The Glide Wind HP is ideal for windsurfing as it is a friendly, easy-cruising and carving foil, also suitable for wave riding and basic freestyle moves. The Glide Wind HP is the perfect tool to get you into the fascination of foiling. The lowest possible speed is required to take-off allowing first-time foilers to feel safe and comfortable. This all-round foil focuses on extreme stability and early flying. However, through the newly developed thin profile of the front wings, the Glide Foils still achieve remarkable speed and excellent maneuverability.

HIGHLIGHTS

- Lift & Acceleration
- Glide & Stability
- Dihedral Front Profile
- Medium Aspect Ratio Front Wings
- Smooth Edges



SIZE	MAST LENGTH (cm)	FUSELAGE LENGTH (CM)	FRONT WING SPAN (cm)	FRONT WING AREA (cm²)	BACK WING SPAN (cm)	BACK WING AREA (cm²)	BASE	CODE	SRP €*
11	85	80	70	1130	38,5	220	Interchangeable Head	120204	1099,00
13	85	80	80	1300	38,5	220	Interchangeable Head	120204	1149,00
15	85	80	86	1490	38,5	220	Interchangeable Head	120204	1199,00
17	85	80	95	1650	42	240	Interchangeable Head	120204	1249,00

GLIDE SURF HP

DEEP TUTTLE BOX | POWERBOX | SURF PLATE

The Glide Surf HP creates a playground for building new surfing sensations! With a stable and fast take-off no matter the surf conditions, the Glide Surf HP delivers superior gliding and controlled speed to ride waves as far as they can flow. Through the sophistically developed design of the front wing, the Glide Foil HI range reaches an incredible top speed and maintains great maneuverability. On the wave, the Glide Surf allows you to fly through the sections and progress from straight riding to progressive foil-turns.

HIGHLIGHTS

- Lift & Acceleration
- Glide & Stability
- Dihedral Front Profile
- Medium Aspect Ratio Front Wings
- Smooth Edges



SIZE	MAST LENGTH (cm)	FUSELAGE LENGTH (CM)	FRONT WING SPAN (cm)	FRONT WING AREA (cm²)	BACK WING SPAN (cm)	BACK WING AREA (cm²)	BASE	CODE	SRP €*
15	75	70	86	1490	38,5	220	Interchangeable Head	120205	1149,00
17	75	70	96	1650	42	240	Interchangeable Head	120205	1199,00
19	75	70	102	1850	42	240	Interchangeable Head	120205	1249,00
21	75	70	106	2100	42	240	Interchangeable Head	120205	1299,00
23	75	70	105	2270	42	240	Interchangeable Head	120205	1349,00

INTERCHANGEABLE HEAD

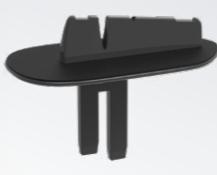
CNC machined base construction. Two long solid blocks with titanium coated screws for a connection of maximum strength, eliminating movement and offering perfect load transfer. Avoids vibration around the upper attachment area.
Choose your base system depending on your sport.

Comes with all screws which you need to connect the head to foil and board.


Deep Tuttle Box



Powerbox



Surf Plate



MODEL	CODE	SRP €*
interchangeable Head - DT (Deep Tuttle Box)	110110	199,00
interchangeable Head - PB (Powerbox)	110111	219,00
interchangeable Head - SP (Surf Plate)	110112	239,00

FRONT WINGS

Glide Swift

The carbon front wing, which features an inflected leading edge with outer high-aspect sections and a moderate center sweep, maximizes agility and helps to control hard turns. The low-drag wingtips reduce drag and decrease the risk of injury.

NEW



Glide Swift

SIZE	MODEL	CODE	SRP €*
6	Glide Swift Front Wing	120246	449,00
8	Glide Swift Front Wing	120246	499,00
10	Glide Swift Front Wing	120246	549,00
12	Glide Swift Front Wing	120246	599,00
14	Glide Swift Front Wing	120246	649,00

Glide HP

GLIDE wings are made of pre-preg carbon layup with inner foam construction for maximum durability to weight ratio. This setup creates a natural tendency to roll into turns maintaining a nice balance during your ride. Through the sophisticatedly developed design of the front wing, the Glide Foil HP range reaches an solid top speed and maintains great maneuverability.



Glide HP

SIZE	MODEL	CODE	SRP €*
11	Glide HP Front Wing	120250	439,00
13	Glide HP Front Wing	120250	459,00
15	Glide HP Front Wing	120250	489,00
17	Glide HP Front Wing	120250	519,00
19	Glide HP Front Wing	120250	549,00
21	Glide HP Front Wing	120250	579,00
23	Glide HP Front Wing	120250	599,00

BACK WINGS

Glide HP: GLIDE wings are made of pre-preg carbon layup with inner foam construction for maximum durability to weight ratio. This setup creates a natural tendency to roll into turns maintaining a nice balance during your ride.

Glide Swift: The tail is a swept wing design with turned up wing tips. It's optimized for a balance between speed, stability and turning. In terms of stability it punches above its weight for the area due to the sweep. At the same time, it offers extremely responsive yet forgiving turning.

SIZE	MODEL	CODE	SRP €*
170	Glide Swift Back Wing	120247	tba
210	Glide Swift Back Wing	120247	199,00
270	Glide Swift Back Wing	120247	249,00
220	Glide HP Back Wing	120251	199,00
240	Glide HP Back Wing	120251	249,00

NEW



Glide Swift



Glide HP

MASTS

Aluminium masts must be used with Aluminium fuselages.

Carbon masts must be used with Carbon fuselages. All Glide HP and Glide Swift front and back wings fit all fuselages.

SIZE	MODEL	CODE	SRP €*
85	Glide Mast HM Carbon	120261	1399,00
55	Glide Mast Alu	120255	199,00
75	Glide Mast Alu	120255	219,00
85	Glide Mast Alu	120255	229,00

NEW



Glide Mast HM Carbon



Glide Mast Alu

FUSELAGE

All Glide Fuselages are made of Aluminium. Glide Fuselage 4 Carbon and Glide Fuselage Alu feature different mast connections and are NOT intercompatible . All Glide and Swift front and back wings fit all fuselages.

SIZE	MODEL	CODE	SRP €*
60	Glide Fuselage 4Carbon	120252	tba
70	Glide Fuselage 4Carbon	120252	269,00
70	Glide Fuselage Alu	120253	199,00
80	Glide Fuselage Alu	120253	199,00

SCREWSETS

The Screwsets for Foil Sets include screws to tighten the following connections:

Frontwing - Fuselage, back wing - Fuselage and Fuselage - Mast.

The Screwsets for the Interchangeable Head include all screws which you need to connect the head to foil and board.

MODEL	CODE	SRP €*
Glide Carbon Swift Screw, Set	120248	49,00
Glide Swift Front Screw, Set	120249	12,00
Glide Surf Carb HP Screw	110139	tba
Glide Surf HP Screw	110138	29,00
Glide Wind HP Screw	110137	29,00
Base Screw Set - DT	110146	15,00
Base Screw Set - PB	110145	12,00
Base Screw Set - SP	110147	39,00

**PRE-PREG
CARBON LAYUP**

THE NEW
FLIGHT SLR >>

MOST COMPETITIVE
SLALOM & SPEED FOIL
ON THE MARKET

**MAXIMUM
STABILITY + CONTROL**

**ULTRA STREAMLINED
CONNECTIONS**

**BIOLOGICALLY INSPIRED
ENGINEERING**

**INTEGRATED 4-BOLT
FUSELAGE CONNECTION**

BACK FIN

Enhanced with the new Back Fin, the 24
Flight SLR delivers superior stability at
high speeds.

NEW

FLIGHT SLR

PURE SLALOM RACING

Introducing the most competitive Slalom & Speed Foil on the market, featuring ultra-streamlined connections. The unique front wing connection, secured by a four-bolt system, ensures unparalleled stability. Boasting the best water flow available, our design minimizes drag, delivering optimal performance. The tapered recess in the fuselage guarantees the tightest mast-fuselage connection, while the stiffest carbon mast provides superior rigidity. Ideal mast length of 95cm.

HIGHLIGHTS

Maximum Stability and Control

Pre-preg Carbon Layup

Biologically inspired Engineering

Smooth, Early Lift for Easy Takeoff and Touchdown

Race proven speed

Designed to suit all PWA Racing Formats



** The length of the fuselage is measured from the front wing to the back wing.

SIZE	MAST LENGTH (cm)	FUSELAGE LENGTH** (cm)	FRONT WING SPAN (cm)	FRONT WING AREA (cm²)	BACK WING SPAN (cm)	BACK WING AREA (cm²)	BASE	CODE	SRP €*
72	95	95	72	496	38	175	Fixed Head Deep Tuttle Box	140201	3999,00
82	95	105	82	613	40	195	Fixed Head Deep Tuttle Box	140201	3899,00

FLIGHT FR

PERFORMANCE FREERIDE FOILING

The Flight FR is the latest evolution of our accessible high-performance freeride foil range for real world sailors. It is less intimidating than full carbon foils and still delivers exceptional speed in a wide wind range. Compatible with high performance freeride, and pure specialized foil boards, the FLIGHT FR not only offers great lift, stability and control, but is even faster than many other full carbon foils in the market. Our riders have expressed that this is the most fun windsurfing foil in the range and our freestylers have even been choosing this over any other foil for freestyle foiling. Truly an all-round foil for everyone.

HIGHLIGHTS

Maximum Stability and Control

Integrated Wing-Fuselage Connection

Race-worthy Speed

Wide Wind Range (10-35 knots)



SIZE	MAST LENGTH (cm)	FUSELAGE LENGTH (CM)	FRONT WING SPAN (cm)	FRONT WING AREA (cm²)	BACK WING SPAN (cm)	BACK WING AREA (cm²)	BASE	CODE	SRP €*
80	85	90	80	815	40	225	Interchangeable Head	110103	1199,00
90	85	90	90	1000	40	225	Interchangeable Head	110103	1299,00

NEW

FLIGHT SLR COMPONENTS

		CODE	SRP €*
Flight SLR Front Wing HM	64	140210	799,00
Flight SLR Front Wing HM	72	140210	849,00
Flight SLR Front Wing HM	78	140210	tba
Flight SLR Front Wing HM	82	140210	899,00
Flight SLR Back Wing	38	140211	299,00
Flight SLR Back Wing	39	140211	tba
Flight SLR Back Wing	40	140211	329,00
Flight SLR Back Wing HA	40	140211	tba
Flight SLR Mast HM Carbon 40T	95	140212	2349,00
Flight SLR Mast UHM Carbon 46T	95	140212	3999,00
** Flight SLR Fuselage	95	140214	329,00
** Flight SLR Fuselage	100	140214	tba
** Flight SLR Fuselage	105	140214	369,00
Flight SLR Back Fin	STD	140216	tba
Flight SLR Screw Set	STD	140219	tba



FLIGHT FR COMPONENTS

		CODE	SRP €*
Flight FR Front Wing	80	110140	439,00
Flight FR Front Wing	90	110140	539,00
Flight FR Back Wing	40	110141	219,00
Flight FR Mast Alu	85	110142	229,00
Flight FR Fuselage Alu	90	110143	349,00
Flight FR Front Wing cover	div	120257	9,90



prydegroup

WORK **NEILPRYDE** FOIL BOOK MY24

PRYDE GROUP GMBH

BERGSTRASSE 7

82024 TAUFKIRCHEN

TEL +49 (0) 89 – 66 50 49 – 0

FAX +49 (0) 89 – 66 50 49 – 10

INFO@PRYDE-GROUP.DE

PRYDEGROUP.DE